High-Flying Hippo STUDIOS

7 FREE ACTIVITIES

A4 printable sample

Parent and Educator Sample Pack

Playful practice. Purposeful learning.



A little look inside

From first pencil strokes to problem-solving.

Early literacy

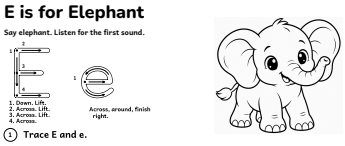

Number sense



Space thinking

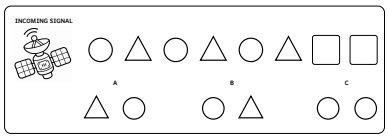

Five learning adventures

Pre-Writing • Alphabet • Numbers • Shapes • Space Explorers

Black-and-white activities • Choose by readiness

PARENT AND EDUCATOR SAMPLE PACK

Little steps, big discoveries.

High-Flying Hippo STUDIOS

Welcome to High-Flying Hippo Studios. We create playful printable activities for early learners, combining purposeful practice with charming artwork.

These seven activities from our five workbooks show how children can build skills through small, achievable challenges.

Inside the pack

Pre-Writing
Gentle Bends • Corner Roads
Trace gentle curves, then practise turning corners within road boundaries.

Alphabet
E is for Elephant
Connect letter formation, recognition and the first sound in a familiar word.

Numbers
Meet Number 3
Trace and recognise a numeral, count objects and try independent writing.

Shapes
Oval
Compare circles and ovals, trace shapes and draw an egg.

Space Explorers
Space Position Challenge • Cosmic Patterns
Explore positional language, repeating patterns and finding and correcting errors.

Make it your own

Choose activities by readiness rather than age or page order. Model a task if needed, encourage effort and allow a break whenever it helps. Print the activity pages in black and white at Actual size (100%).

Your feedback is welcome.
A short feedback page is included at the end of the pack.

Name: _____ Date: _____

Gentle bends

Curved-line control

Trace from the solid dot to the open circle. Then draw your own.

Puppy to the ball

START FINISH





Bunny to the carrots

START FINISH





Bee to the flower

START FINISH





My turn: draw a similar line in the box.

Try this together

Trace a gentle bend with a finger before using a pencil.

Name: _____ Date: _____

Corner roads

Right-angle turning control

Help each friend arrive. Trace the dashed line between the road edges.

Chick to the nest

START FINISH

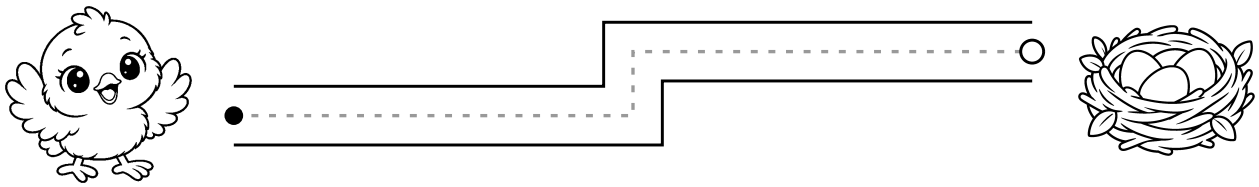

Snail to the leaf

START FINISH

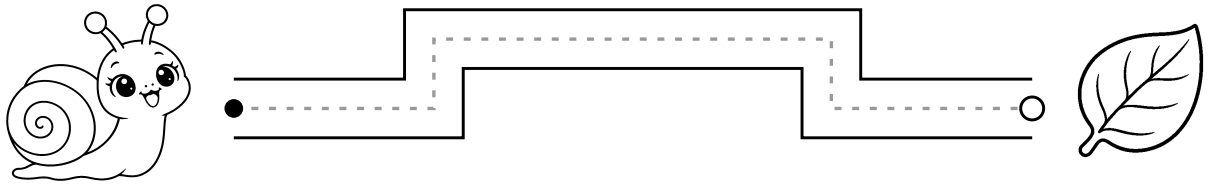

Puppy to the ball

START FINISH

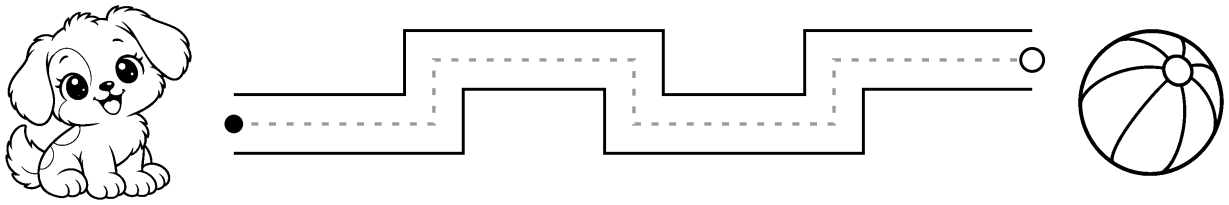

My turn: draw your own path with one, two or three corners.

Try this together

Follow each corner carefully. In My turn, draw one line with one, two or three corners.

Name: _____ Date: _____

E is for Elephant

Say elephant. Listen for the first sound.

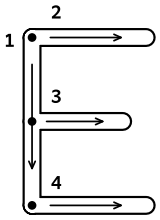

1. Down. Lift.
2. Across. Lift.
3. Across. Lift.
4. Across.

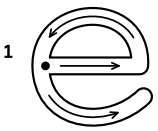

Across, around, finish right.



1 Trace E and e.

E E E E E E E

e e e e e e e

2 Which picture starts like elephant?

Say rocket and egg. Colour the answer.





3 Circle E and e.

x e c e

e n s E

E N E I

4 Try writing E and e.

Use these lines when you are ready.

Try this together: Say 'elephant'. What sound do you hear first?

Name: _____ Date: _____

Meet number 3

Say three. Count each group separately.



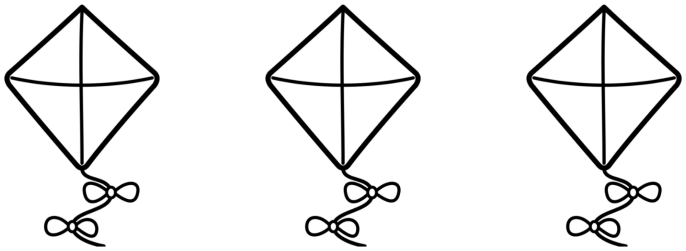

Curve, then curve again.

1 Trace number 3.

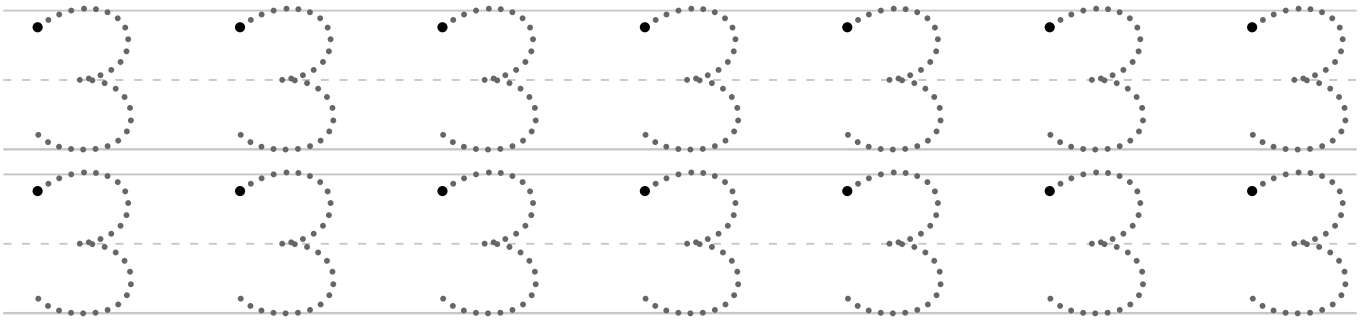

2 Count and colour the fish.



3 Circle each 3.

3	4	3	2
0	3	8	9
6	7	5	3

4 Try writing number 3.

Use these lines when you are ready.

Try this together: Touch each picture once. Count the two groups separately.

Name: _____ Date: _____

Oval

Compare ovals and circles, then draw an egg.

1. Trace the dotted shapes.



2. Find the oval eggs. Colour them.



3. Draw one big oval egg in the nest. Then colour the nest and Chick.



Grown-up tip

Compare an oval with a circle. Try tracing the egg with your finger before drawing it.

Name: _____ **Date:** _____

SPACE POSITION CHALLENGE

Look carefully. Think about ABOVE, BELOW, LEFT and RIGHT.

1 FIND THE SATELLITE

Circle the satellite above the planet.



2 DRAW IN SPACE

Draw a moon to the right of the rocket. Draw a star above the rover. Use the little pictures to help you.

Copy these pictures







3 SPACE DETECTIVE

Circle the space rock that is both below the star and to the left of the planet.



COSMIC PATTERNS

Decode, finish and repair the space signals!

Name: _____

1 CRACK THE CODE

Look at the repeating signal. Circle the pair that comes next.

INCOMING SIGNAL



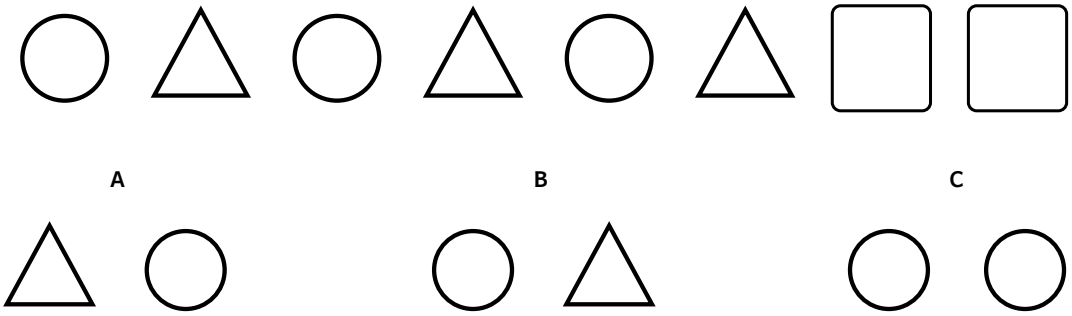

2 FINISH THE TRANSMISSION

Draw the missing shapes to finish each repeating signal.



3 REPAIR THE SPACE SIGNAL!

One shape is wrong. Cross it out, then draw the correct shape in the repair box.



MISSION CONTROL **SPACE WOW!**

Spacecraft send messages using radio waves. When Mars is far away, a message can take more than 20 minutes to reach Earth!

Enjoy and share.

Made for playful practice at home, in home education and in learning settings. This free sample is yours to use under the permissions below.

What you can do

Print and use the activities as often as needed for your own household, home education or the children in your own classroom or learning group.

Share the official download page with other parents and educators so they can obtain their own free copy.

Please respect our work

Do not sell, upload, redistribute or repackage the PDF or individual pages, or remove High-Flying Hippo Studios branding. Do not use the artwork as standalone assets. For school-wide or other organisational distribution, please ask us first.

Explore more learning adventures

Our complete workbooks and additional activities are available through our Etsy shop.

etsy.com/au/shop/HighFlyingHippo

Copyright and font information

© 2026 High-Flying Hippo Studios. The sample is free to use as described above; it is not a grant to reuse the artwork or sell the resource.

AI tools contributed to artwork, activities and wording. Content and design were developed, selected and reviewed by High-Flying Hippo Studios.

Nunito, Andika and Baloo 2 fonts are licensed under the SIL Open Font License (OFL 1.1). Font information: openfontlicense.org.

Thank you for supporting our little learning adventures.

PARENT AND EDUCATOR SAMPLE PACK

Help us grow.

We would love your honest feedback. What works well, what could be clearer and what would make these resources more useful for children?

A little about your experience

I reviewed the pack as a:

- ☐ Parent / carer
- ☐ Educator
- ☐ Other

Which activities did you review? (Tick any.)

- ☐ Gentle Bends
- ☐ Corner Roads
- ☐ E is for Elephant
- ☐ Meet Number 3
- ☐ Oval
- ☐ Cosmic Patterns
- ☐ Space Position Challenge

What did you think?

1. Learning value and suitability

Were the activities appropriate for the children you support?

2. Clarity and engagement

Were instructions easy to follow? What held children's attention?

3. What could we do better?

Any changes to the artwork, progression, difficulty or print layout?

Thank you for taking the time.

Share your comments through Contact shop on our Etsy shop: etsy.com/au/shop/HighFlyingHippo. Please do not include children's names or other personal information.

Your feedback helps us make better learning resources.